

# Bachelor of Science (Information Technology)

## Course Outcome Attainment Evaluation



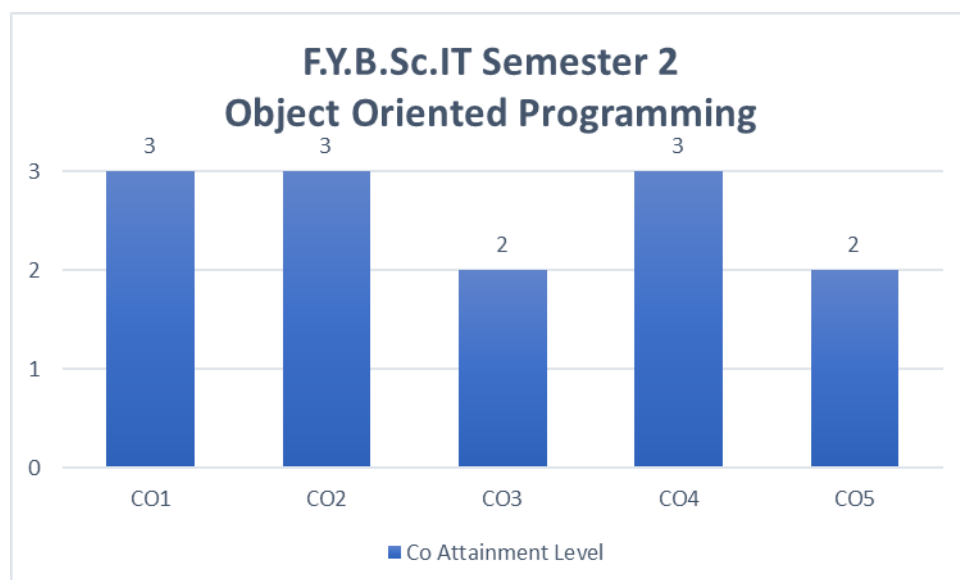
<b>Class:</b>	FYBSc.IT
<b>Semester:</b>	Semester: II
<b>Course Title:</b>	Object Oriented Programming
<b>Course Code:</b>	USIT201
<b>Academic Year:</b>	2021-2022

No. of Students Attained COs No of Students getting >40					
CO1	CO2	CO3	CO4	CO5	Total No. of Students
236	220	196	210	180	263

CO Attainment Percentage (No. of Student got >40% / Total No. of Students) *100				
CO1	CO2	CO3	CO4	CO5
89.73	83.65	74.52	85.55	68.44

Attainment Level	1	2	3
Criteria	>=40 & <=54%	>=55 & <=74%	>=75

CO	CO1	CO2	CO3	CO4	CO5
% of CO attainment	89.73	83.65	74.52	85.55	68.44
CO attainment Levels- Object Oriented Programming	3	3	2	3	2



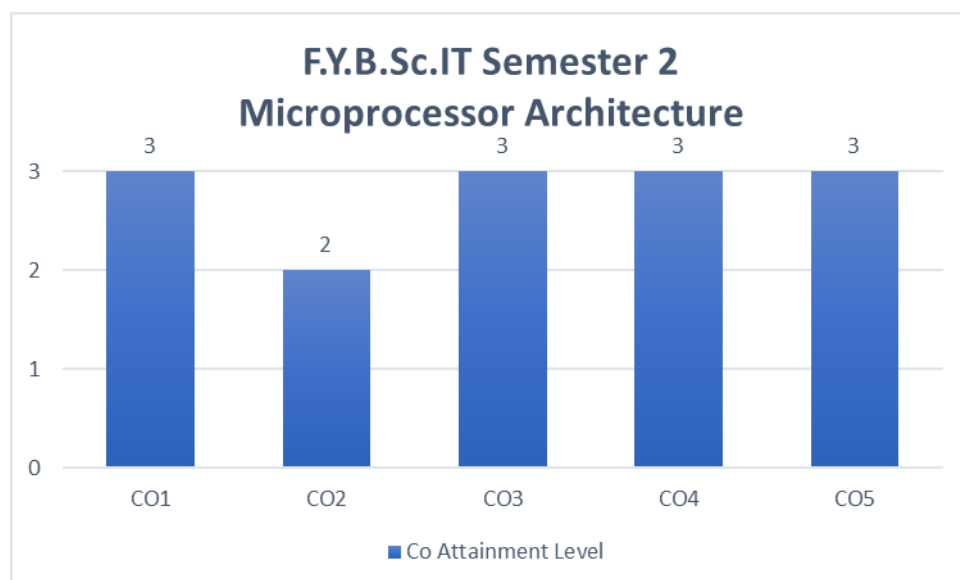
<b>Class:</b>	FYBSc.IT
<b>Semester:</b>	Semester: II
<b>Course Title</b>	Microprocessor Architecture
<b>Course Code:</b>	USIT202
<b>Academic Year:</b>	2021-2022

No. of Students Attained COs No of Students getting >40					
CO1	CO2	CO3	CO4	CO5	Total No. of Students
250	184	203	212	242	263

CO Attainment Percentage (No. of Student got >40% /Total No. of Students) *100				
CO1	CO2	CO3	CO4	CO5
95.05	69.96	77.18	80.60	92.01

Attainment Level	1	2	3
Criteria	>=40 & <=54%	>=55 & <=74%	>=75

CO	CO1	CO2	CO3	CO4	CO5
% of CO attainment	95.05	69.96	77.18	80.60	92.01
CO attainment Levels- Microprocessor Architecture	3	2	3	3	3



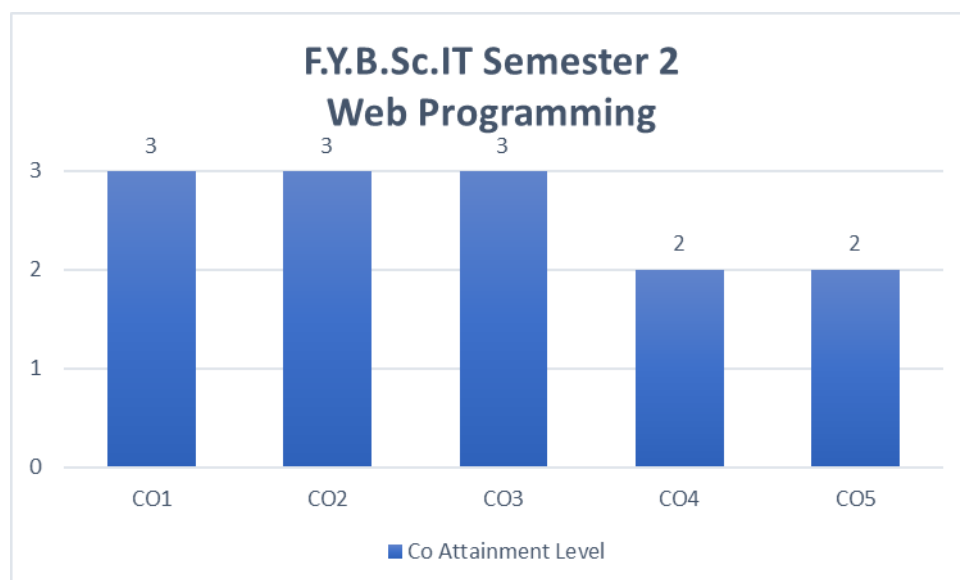
<b>Class:</b>	FYBSc.IT
<b>Semester:</b>	Semester: II
<b>Course Title</b>	Web Programming
<b>Course Code:</b>	USIT203
<b>Academic Year:</b>	2021-2022

No. of Students Attained COs No of Students getting >40					
CO1	CO2	CO3	CO4	CO5	Total No. of Students
232	215	235	195	187	263

CO Attainment Percentage (No. of Student got >40% /Total No. of Students) *100				
CO1	CO2	CO3	CO4	CO5
88.21	81.74	89.35	74.14	71.11

Attainment Level	1	2	3
<b>Criteria</b>	>=40 & <=54%	>=55 & <=74%	>=75

CO	CO1	CO2	CO3	CO4	CO5
<b>% of CO attainment</b>	88.21	81.74	89.35	74.14	71.11
<b>CO attainment Levels- Web Programming</b>	3	3	3	2	2



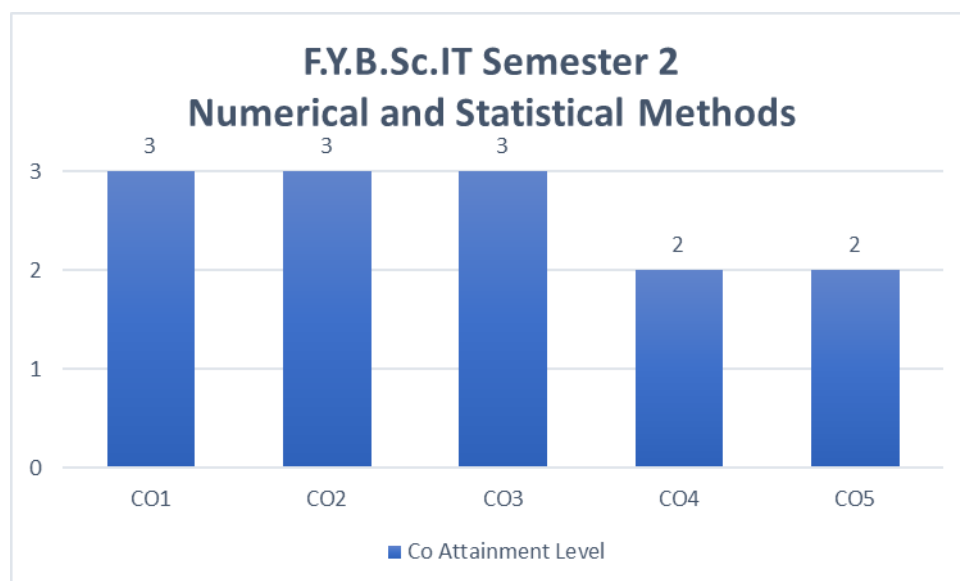
<b>Class:</b>	FYBSc.IT
<b>Semester:</b>	Semester: II
<b>Course Title</b>	Numerical and Statistical Methods
<b>Course Code:</b>	USIT204
<b>Academic Year:</b>	2021-2022

No. of Students Attained COs No of Students getting >40					
CO1	CO2	CO3	CO4	CO5	Total No. of Students
220	185	207	194	183	263

CO Attainment Percentage (No. of Student got >40% / Total No. of Students) *100					
CO1	CO2	CO3	CO4	CO5	
83.65	81.49	78.70	73.76	69.58	

Attainment Level	1	2	3
Criteria	>=40 & <=54%	>=55 & <=74%	>=75

CO	CO1	CO2	CO3	CO4	CO5
% of CO attainment	83.65	81.49	78.70	73.76	69.58
CO attainment Levels- Numerical and Statistical Methods	3	3	3	2	2



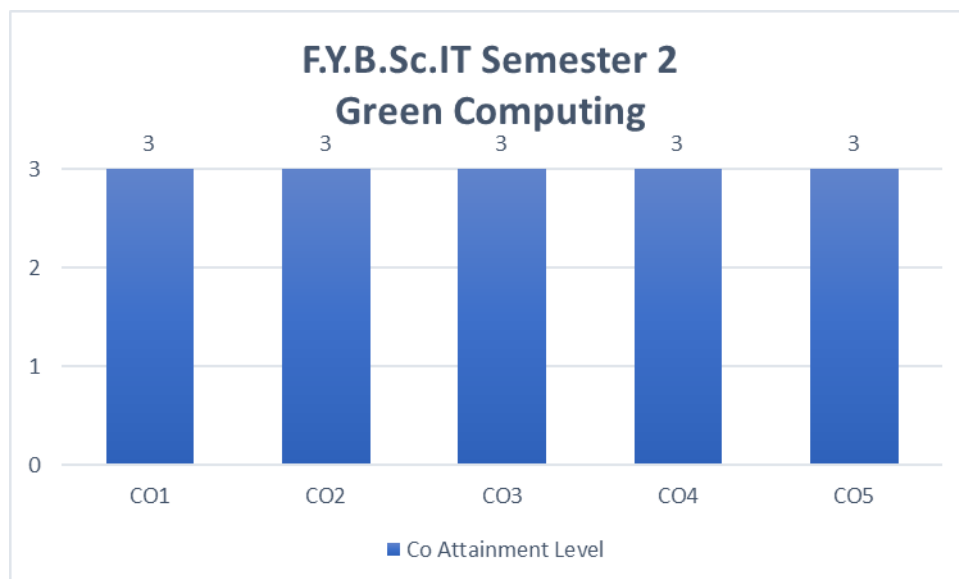
<b>Class:</b>	FYBSc.IT
<b>Semester:</b>	Semester: II
<b>Course Title</b>	Green Computing
<b>Course Code:</b>	USIT205
<b>Academic Year:</b>	2021-2022

No. of Students Attained COs No of Students getting >40					
CO1	CO2	CO3	CO4	CO5	Total No. of Students
260	253	221	242	237	263

CO Attainment Percentage (No. of Student got >40% / Total No. of Students) *100				
CO1	CO2	CO3	CO4	CO5
98.85	96.19	84.03	92.01	90.11

<b>Attainment Level</b>	1	2	3
<b>Criteria</b>	>=40 & <=54%	>=55 & <=74%	>=75

CO	CO1	CO2	CO3	CO4	CO5
<b>% of CO attainment</b>	98.85	96.19	84.03	92.01	90.11
<b>CO attainment Levels- Green Computing</b>	3	3	3	3	3



# Bachelor of Management Studies

## Course Outcome Attainment Evaluation



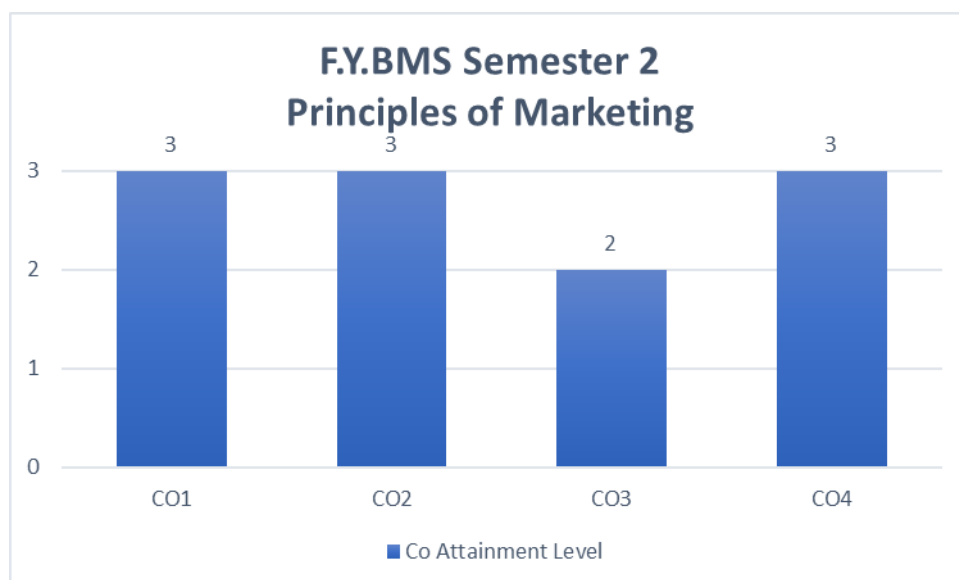
<b>Class:</b>	FYBMS
<b>Semester:</b>	Semester: II
<b>Course Title</b>	Principles of Marketing
<b>Course Code:</b>	UBMS201
<b>Academic Year:</b>	2021-2022

No. of Students Attained COs No of Students getting >40					
CO1	CO2	CO3	CO4	CO5	Total No. of Students
175	168	151	162	NA	200

CO Attainment Percentage (No. of Student got >40% /Total No. of Students) *100				
CO1	CO2	CO3	CO4	CO5
175	168	142	151	NA

Attainment Level	1	2	3
Criteria	>=40 & <=54%	>=55 & <=74%	>=75

CO	CO1	CO2	CO3	CO4	CO5
% of CO attainment	87.5	84	71	75.5	NA
CO attainment Levels- Principles of Marketing	3	3	2	3	NA





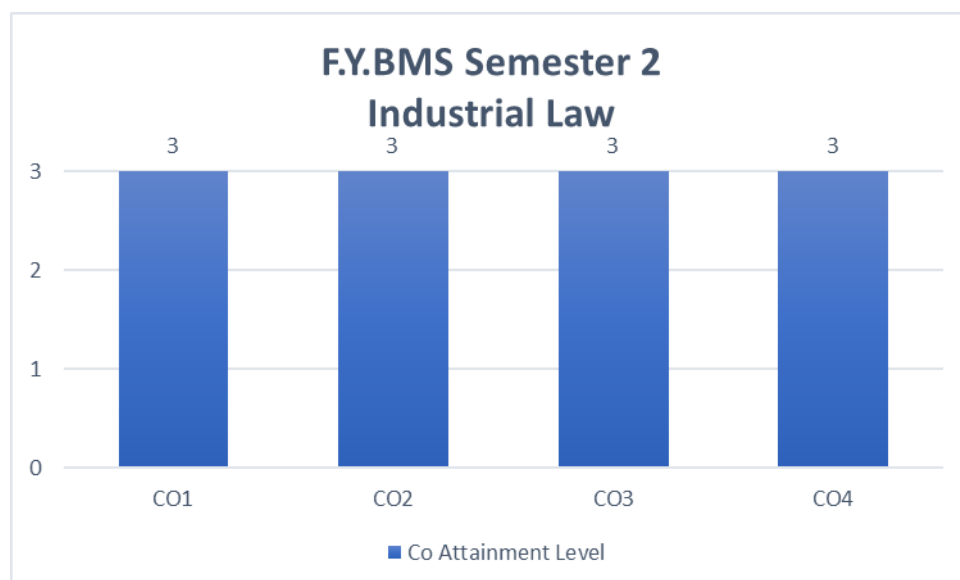
<b>Class:</b>	FYBMS
<b>Semester:</b>	Semester: II
<b>Course Title</b>	Industrial Law
<b>Course Code:</b>	UBMS202
<b>Academic Year:</b>	2021-2022

No. of Students Attained COs No of Students getting >40					
CO1	CO2	CO3	CO4	CO5	Total No. of Students
188	186	175	173	NA	200

CO Attainment Percentage (No. of Student got >40% /Total No. of Students) *100				
CO1	CO2	CO3	CO4	CO5
94	93	87.5	86.5	NA

Attainment Level	1	2	3
Criteria	>=40 & <=54%	>=55 & <=74%	>=75

CO	CO1	CO2	CO3	CO4	CO5
% of CO attainment	94	93	87.5	86.5	NA
CO attainment Levels- Industrial Law	3	3	3	3	NA



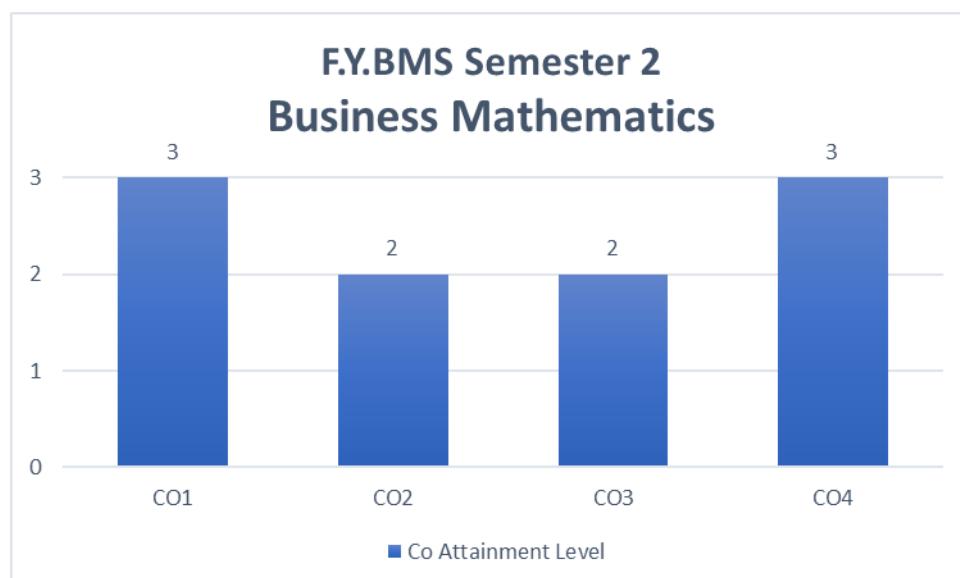
<b>Class:</b>	FYBMS
<b>Semester:</b>	Semester: II
<b>Course Title</b>	Business Mathematics
<b>Course Code:</b>	UBMS203
<b>Academic Year:</b>	2021-2022

No. of Students Attained COs No of Students getting >40					
CO1	CO2	CO3	CO4	CO5	Total No. of Students
170	146	149	152	NA	200

CO Attainment Percentage (No. of Student got >40% /Total No. of Students) *100				
CO1	CO2	CO3	CO4	CO5
85	73	74.5	76	NA

<b>Attainment Level</b>	1	2	3
<b>Criteria</b>	>=40 & <=54%	>=55 & <=74%	>=75

CO	CO1	CO2	CO3	CO4	CO5
<b>% of CO attainment</b>	85	73	74.5	76	NA
<b>CO attainment Levels- Business Mathematics</b>	3	2	2	3	NA



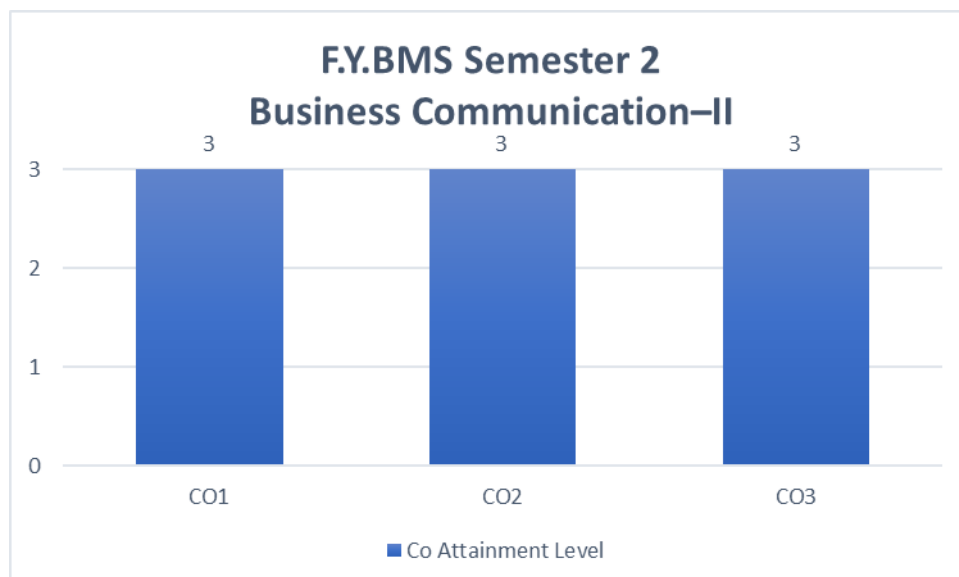
<b>Class:</b>	FYBMS
<b>Semester:</b>	Semester: II
<b>Course Title</b>	Business Communication–II
<b>Course Code:</b>	UBMS204
<b>Academic Year:</b>	2021-2022

No. of Students Attained COs No of Students getting >40					
CO1	CO2	CO3	CO4	CO5	Total No. of Students
177	188	185	174	NA	200

CO Attainment Percentage (No. of Student got >40% /Total No. of Students) *100				
CO1	CO2	CO3	CO4	CO5
88.5	94	92.5	87	NA

Attainment Level	1	2	3
Criteria	>=40 & <=54%	>=55 & <=74%	>=75

CO	CO1	CO2	CO3	CO4	CO5
% of CO attainment	88.5	94	92.5	87	NA
CO attainment Levels- Business Communication–II	3	3	3	NA	NA



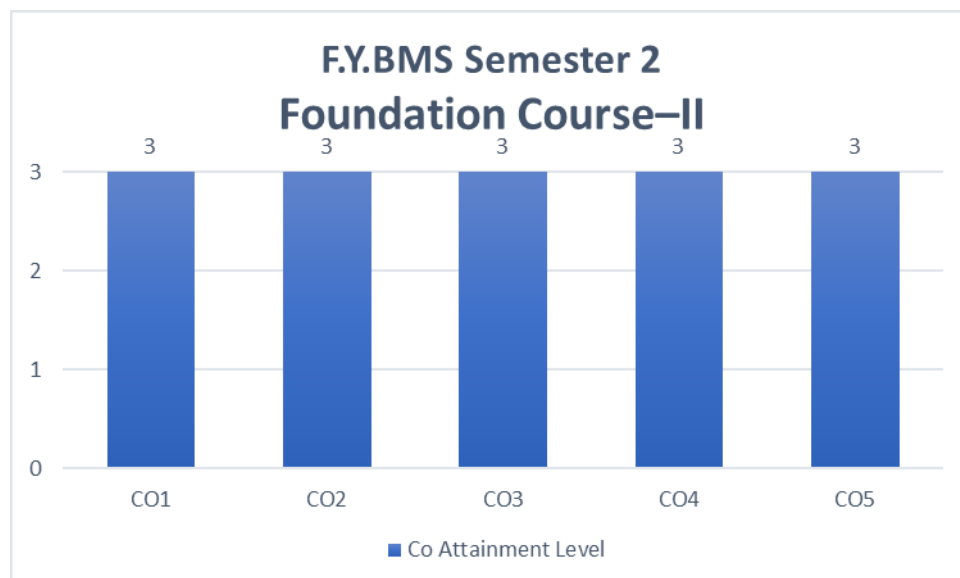
<b>Class:</b>	FYBMS
<b>Semester:</b>	Semester: II
<b>Course Title</b>	Foundation Course-II
<b>Course Code:</b>	UBMS205
<b>Academic Year:</b>	2021-2022

No. of Students Attained COs No of Students getting >40					
CO1	CO2	CO3	CO4	CO5	Total No. of Students
190	185	188	181	175	200

CO Attainment Percentage (No. of Student got >40% /Total No. of Students) *100				
CO1	CO2	CO3	CO4	CO5
95	92.5	94	90.5	87.5

Attainment Level	1	2	3
<b>Criteria</b>	>=40 & <=54%	>=55 & <=74%	>=75

CO	CO1	CO2	CO3	CO4	CO5
<b>% of CO attainment</b>	95	92.5	94	90.5	87.5
<b>CO attainment Levels- Foundation Course-II</b>	3	3	3	3	3



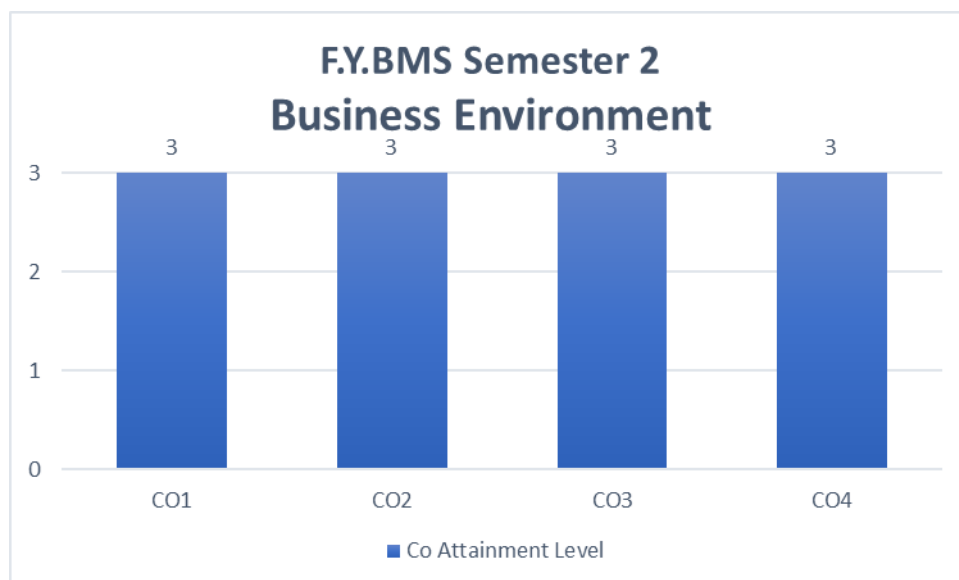
<b>Class:</b>	FYBMS
<b>Semester:</b>	Semester: II
<b>Course Title</b>	Business Environment
<b>Course Code:</b>	UBMS206
<b>Academic Year:</b>	2021-2022

No. of Students Attained COs No of Students getting >40					
CO1	CO2	CO3	CO4	CO5	Total No. of Students
183	187	173	169	NA	200

CO Attainment Percentage (No. of Student got >40% / Total No. of Students) *100				
CO1	CO2	CO3	CO4	CO5
91.5	93.5	86.5	84.5	NA

Attainment Level	1	2	3
<b>Criteria</b>	>=40 & <=54%	>=55 & <=74%	>=75

CO	CO1	CO2	CO3	CO4	CO5
<b>% of CO attainment</b>	91.5	93.5	86.5	84.5	NA
<b>CO attainment Levels- Business Environment</b>	3	3	3	3	NA



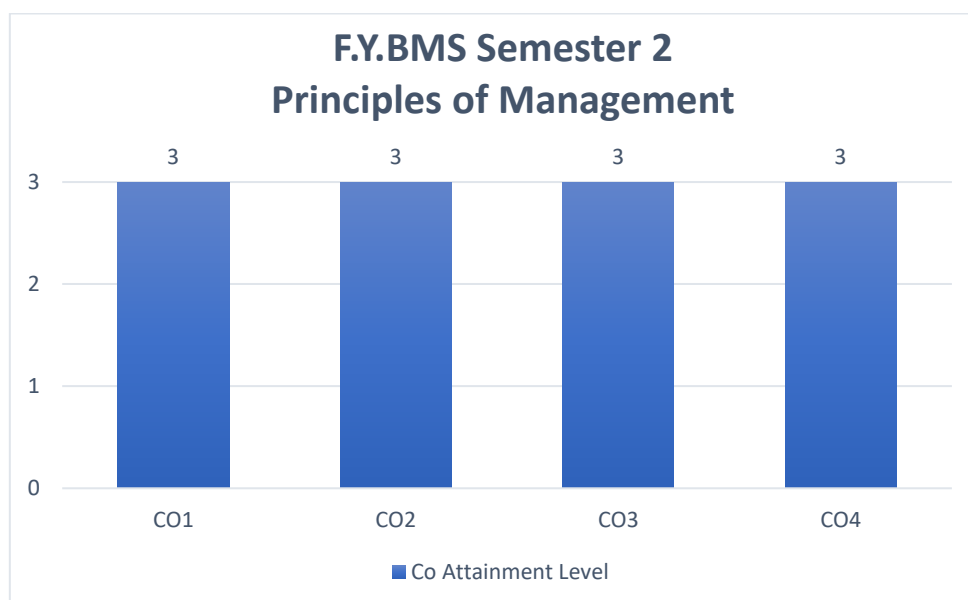
<b>Class:</b>	FYBMS
<b>Semester:</b>	Semester: II
<b>Course Title</b>	Principles of Management
<b>Course Code:</b>	UBMS207
<b>Academic Year:</b>	2021-2022

No. of Students Attained COs No of Students getting >40					
CO1	CO2	CO3	CO4	CO5	Total No. of Students
186	182	189	181	NA	200

CO Attainment Percentage (No. of Student got >40% /Total No. of Students) *100				
CO1	CO2	CO3	CO4	CO5
93	91	94.5	90.5	NA

Attainment Level	1	2	3
Criteria	>=40 & <=54%	>=55 & <=74%	>=75

CO	CO1	CO2	CO3	CO4	CO5
% of CO attainment	93	91	94.5	90.5	NA
CO attainment Levels- Principles of Management	3	3	3	3	NA



# Bachelor of Commerce (Accounting & Finance)

## Course Outcome Attainment Evaluation



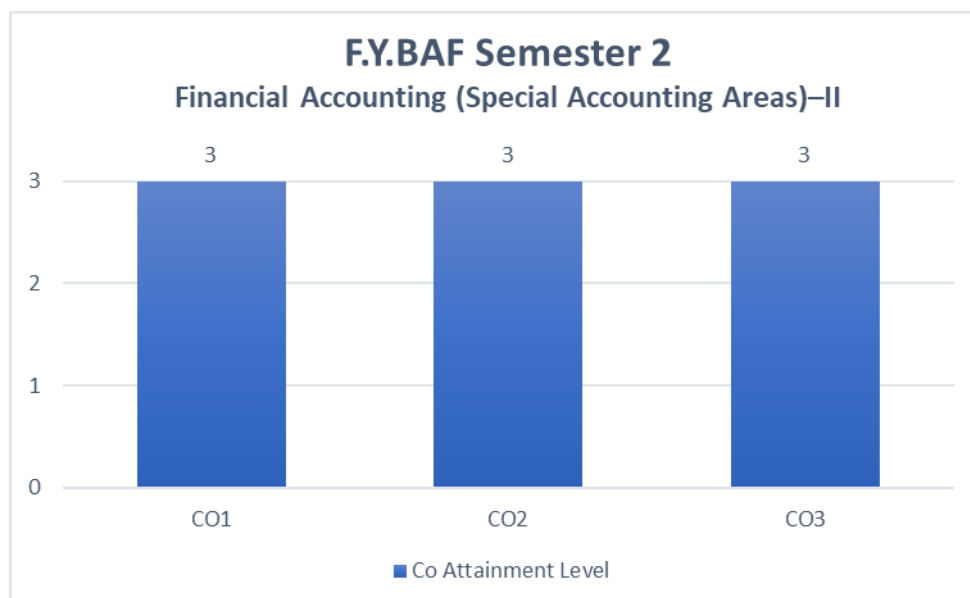
<b>Class:</b>	FYBAF
<b>Semester:</b>	Semester: II
<b>Course Title</b>	Financial Accounting (Special Accounting Areas)-II
<b>Course Code:</b>	UBAF201
<b>Academic Year:</b>	2021-2022

No. of Students Attained COs No of Students getting >40					
CO1	CO2	CO3	CO4	CO5	Total No. of Students
184	178	183	NA	NA	205

CO Attainment Percentage (No. of Student got >40% /Total No. of Students) *100				
CO1	CO2	CO3	CO4	CO5
89.75	86.82	89.26	NA	NA

Attainment Level	1	2	3
Criteria	>=40 & <=54%	>=55 & <=74%	>=75

CO	CO1	CO2	CO3	CO4	CO5
% of CO attainment	89.75	86.82	89.26	NA	NA
CO attainment Levels- Financial Accounting (Special Accounting Areas)-II	3	3	3	NA	NA






<b>Class:</b>	FYBAF
<b>Semester:</b>	Semester: II
<b>Course Title</b>	Auditing (Introduction and Planning)–I
<b>Course Code:</b>	UBAF202
<b>Academic Year:</b>	2021-2022

No. of Students Attained COs No of Students getting >40					
CO1	CO2	CO3	CO4	CO5	Total No. of Students
178	171	168	156	NA	205

CO Attainment Percentage (No. of Student got >40% /Total No. of Students) *100				
CO1	CO2	CO3	CO4	CO5
86.82	83.41	81.95	71.21	NA

Attainment Level	1	2	3
<b>Criteria</b>	>=40 & <=54%	>=55 & <=74%	>=75

CO	CO1	CO2	CO3	CO4	CO5
<b>% of CO attainment</b>	86.82	83.41	81.95	76.09	NA
<b>CO attainment Levels- Auditing (Introduction and Planning)–I</b>	3	3	3	2	NA



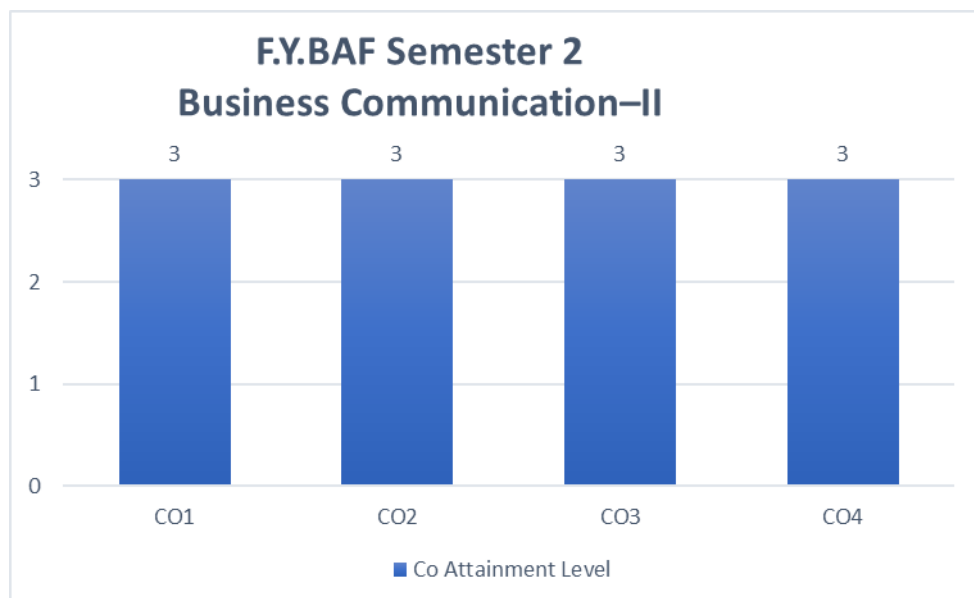
<b>Class:</b>	FYBAF
<b>Semester:</b>	Semester: II
<b>Course Title</b>	Business Communication–II
<b>Course Code:</b>	UBAF204
<b>Academic Year:</b>	2021-2022

No. of Students Attained COs No of Students getting >40					
CO1	CO2	CO3	CO4	CO5	Total No. of Students
183	185	172	166	NA	205

CO Attainment Percentage (No. of Student got >40% /Total No. of Students) *100				
CO1	CO2	CO3	CO4	CO5
89.26	90.24	83.90	80.97	NA

Attainment Level	1	2	3
Criteria	>=40 & <=54%	>=55 & <=74%	>=75

CO	CO1	CO2	CO3	CO4	CO5
<b>% of CO attainment</b>	89.26	90.24	83.90	80.97	NA
<b>CO attainment Levels- Business Communication–II</b>	3	3	3	3	NA



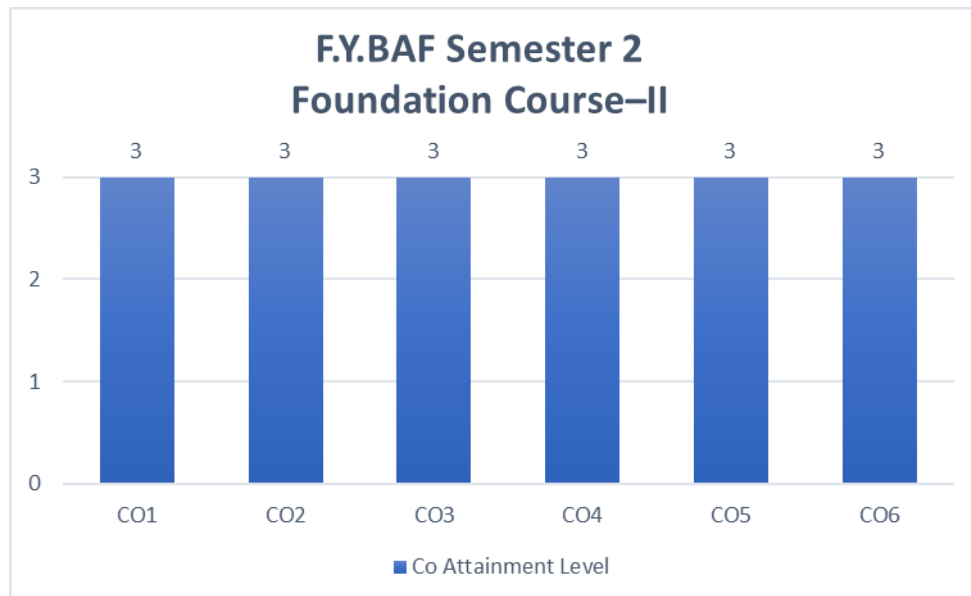
<b>Class:</b>	FYBAF
<b>Semester:</b>	Semester: II
<b>Course Title</b>	Foundation Course-II
<b>Course Code:</b>	UBAF205
<b>Academic Year:</b>	2021-2022

No. of Students Attained COs No of Students getting >40						
CO1	CO2	CO3	CO4	CO5	CO6	Total No. of Students
189	171	179	186	175	177	205

CO Attainment Percentage (No. of Student got >40% /Total No. of Students) *100					
CO1	CO2	CO3	CO4	CO5	CO6
92.19	83.41	87.31	90.73	85.36	86.34

Attainment Level	1	2	3
Criteria	>=40 & <=54%	>=55 & <=74%	>=75

CO	CO1	CO2	CO3	CO4	CO5	CO6
% of CO attainment	92.19	83.41	87.31	90.73	85.36	86.34
CO attainment Levels- Foundation Course-II	3	3	3	3	3	3



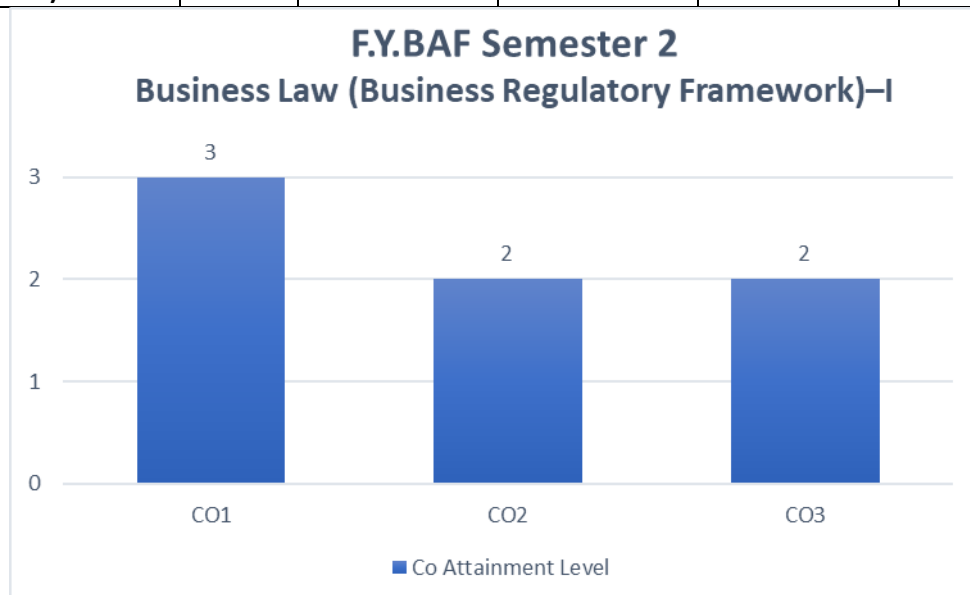
<b>Class:</b>	FYBAF
<b>Semester:</b>	Semester: II
<b>Course Title</b>	Business Law (Business Regulatory Framework)-I
<b>Course Code:</b>	UBAF206
<b>Academic Year:</b>	2021-2022

No. of Students Attained COs No of Students getting >40					
CO1	CO2	CO3	CO4	CO5	Total No. of Students
159	149	140	NA	NA	205

CO Attainment Percentage (No. of Student got >40% /Total No. of Students) *100				
CO1	CO2	CO3	CO4	CO5
77.56	72.68	68.29	NA	NA

Attainment Level	1	2	3
Criteria	>=40 & <=54%	>=55 & <=74%	>=75

CO	CO1	CO2	CO3	CO4	CO5
<b>% of CO attainment</b>	77.56	72.68	68.29	NA	NA
<b>CO attainment Levels- Business Law (Business Regulatory Framework)-I</b>	3	2	2	NA	NA



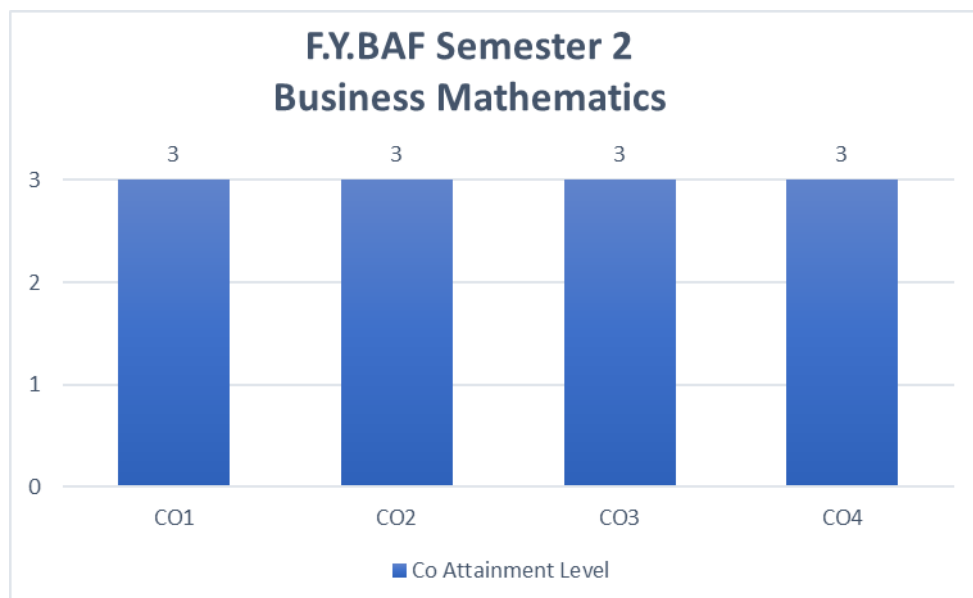
<b>Class:</b>	FYBAF
<b>Semester:</b>	Semester: II
<b>Course Title</b>	Business Mathematics
<b>Course Code:</b>	UBAF207
<b>Academic Year:</b>	2021-2022

No. of Students Attained COs No of Students getting >40					
CO1	CO2	CO3	CO4	CO5	Total No. of Students
181	173	168	159	NA	205

CO Attainment Percentage (No. of Student got >40% /Total No. of Students) *100				
CO1	CO2	CO3	CO4	CO5
88.29	84.39	81.95	77.56	NA

Attainment Level	1	2	3
Criteria	>=40 & <=54%	>=55 & <=74%	>=75

CO	CO1	CO2	CO3	CO4	CO5
% of CO attainment	88.29	84.39	81.95	77.56	NA
CO attainment Levels- Business Mathematics	3	3	3	3	NA



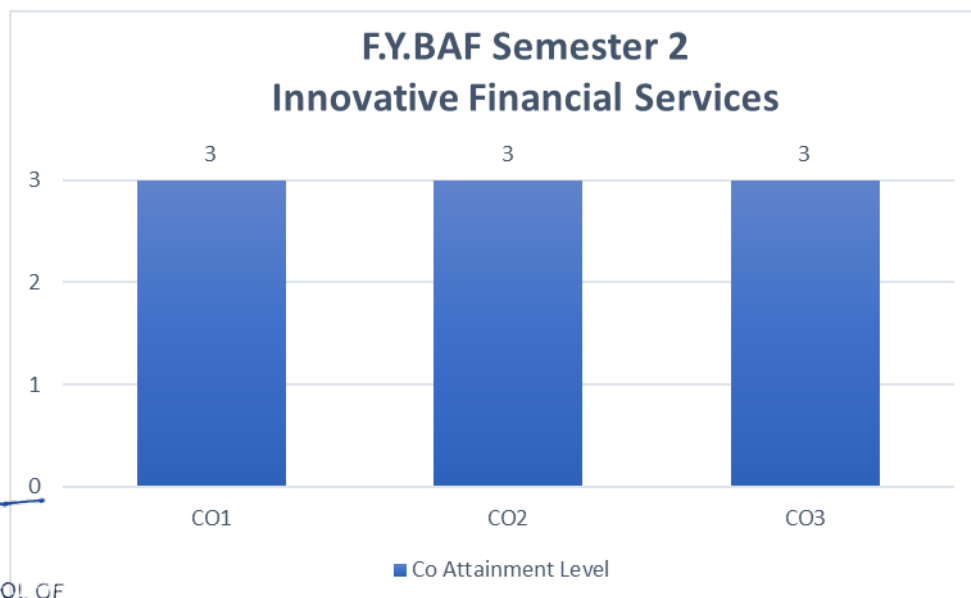
<b>Class:</b>	FYBAF
<b>Semester:</b>	Semester: II
<b>Course Title</b>	Innovative Financial Services
<b>Course Code:</b>	UBAF208
<b>Academic Year:</b>	2021-2022

No. of Students Attained COs No of Students getting >40					
CO1	CO2	CO3	CO4	CO5	Total No. of Students
184	189	190	NA	NA	205

CO Attainment Percentage (No. of Student got >40% / Total No. of Students) *100				
CO1	CO2	CO3	CO4	CO5
89.75	92.19	92.68	NA	NA

Attainment Level	1	2	3
Criteria	>=40 & <=54%	>=55 & <=74%	>=75

CO	CO1	CO2	CO3	CO4	CO5
<b>% of CO attainment</b>	89.75	92.19	92.68	NA	NA
<b>CO attainment Levels- Innovative Financial Services</b>	3	3	3	NA	NA



*Rakelke*  
Principal



<b>Class:</b>	FYBSc.IT
<b>Semester:</b>	Semester: II
<b>Course Title:</b>	Object Oriented Programming
<b>Course Code:</b>	USIT201
<b>Academic Year:</b>	2021-2022

CO	CO1	CO2	CO3	CO4	CO5
<b>CO attainment Level</b>	3	3	2	3	2

Course Outcome	PO1	PO2	PO3	PO4	PO5	PO6	PO7	PO8	PO9	PO10	PO11	PO12	PSO1	PSO2
CO1				2	2									
CO2	2	3	2	2	3									
CO3	2	3	3	2	3									
CO4	2	1	2		3									
CO5	2	3	2	2	1									

PO Attainment	2	3	2	2	2	0	0	0	0	0	0	0	PSO1	PSO2
PO Attainment%	67	100	67	67	67	0	0	0	0	0	0	0	0	0
													0	0

  
 Principal  
 VIDYALANKAR SCHOOL OF  
 INFORMATION TECHNOLOGY  
 Vidyalankar Marg, Vidyalankar  
 Educational Campus, Wadala (E)  
 Mumbai - 400 037.

